

WADALBA

COMMUNITY SCHOOL

PROGRESS WITH PRIDE

WALL PLANNER

Notes/Reminders

PRODUCTIVE HOURS

'Productive hours' is a term the school promotes to support students achieve a successful homework and study routine which is balanced with other interests and their lives such as playing sport or holding a part time job.

HOMEWORK AND STUDY

Homework and study are an important part of the learning process. *Homework* refers to work set by the teacher, including assignments, assessment tasks and completion of classwork, which extends and enriches learning. *Study* is the work initiated by students themselves to revise materials already completed which helps consolidate understanding, prepare for exams and broadens learning.

THREE STEPS TO SUCCESS

1. Work out how many 'productive hours' you have available after school each day. These are the hours that can be used for productive tasks. The number of hours will vary for each person. 'Productive hours' does not include activities such as time watching TV.
2. Allocate "productive hours" to homework and study to a weekly organisation template.

a. a 'rule of thumb' for homework and study is 10 minutes for every year at school; or


b. [Elevate strategy] rather than allocate 'time', Elevate recommend you use a task approach and list what tasks you want to complete in a week for study that will assist you in reaching your academic goals or give you an edge.
3. Decide how to use the remaining "productive hours". Extra time can be found by converting unproductive hours, such as time watching TV, to "productive hours".

'What you get by achieving your goals is not as important as what you become by achieving your goals.' *Goethe*



STUDY IDEA 1


'Write 5 things you learnt today in each class. If you cannot write 5 check your book and write these points in a different colour pen.




Read through your notes and use traffic light colours to identify what you still understand, have questions about or do not understand.

STUDY IDEA 2


Use traffic lights to mark learning points you are reviewing in your classwork that you are;



"I AM CONFIDENT"
about understanding



"I ALMOST GET IT"
want to check your understanding



"I AM NOT CONFIDENT"
could not explain to someone else

MY DAILY HOMEWORK AND STUDY TIMETABLE							
Time	Monday	Tuesday	Wednesday	Thursday	Friday	Saturday	Sunday
						Morning	Morning
						Afternoon	Afternoon
						Evening	Evening

MY TERM <div></div> PLANNER: ASSESSMENT, SCHOOL AND PERSONAL COMMITMENTS							
Week	Monday	Tuesday	Wednesday	Thursday	Friday	Saturday	Sunday
1							
2							
3							
4							
5							
6							
7							
8							
9							
10							
11							